

CITY COUNCIL REGULAR COUNCIL MEETING
MONDAY, MAY 11th, 2026 at 7:00 PM
CITY HALL COUNCIL CHAMBERS
TENTATIVE AGENDA

REGULAR SESSION

1. CALL TO ORDER/ROLL CALL
2. PLEDGE OF ALLEGIANCE.
3. CONSENT AGENDA
 - A. Approve Agenda
 - B. Approve Joint Meeting Minutes of April 27th, 2026
 - C. Approve Minutes of April 27th, 2026
 - D. Approve Claims List for April 27th, 2026
 - E. Approve List of Bills
 - F. Approve Treasurer's Report for April
 - G. Approve National Historic Preservation Month Proclamation
4. PUBLIC INPUT. This is the time and place for discussion items not already on the agenda with a time limit of 3 minutes each.
5. MISC.
 - A. Presentation by Joe Horaney with Linn County Solid Waste Agency
 - B. Discussion and Possible Action in reference to May 25th meeting and Paying Warrants
 - C. Discussion and Possible Action in reference to Well 5 CFB Change Order No. 1
 - D. Discussion and Possible Action in reference to Well 5 CFB Pay Estimate No. 4 to Wendler, Inc for \$86,718.00
 - E. Discussion and possible action in reference to setting franchise fee percentage with Alliant Energy.
6. PUBLIC HEARINGS, ORDINANCES, RESOLUTIONS (Discussion and Possible Action)
 - A. Resolution 18-2026 Approve Fund Transfers
 - B. Resolution 19-2026 Approve Summer Help Hire
7. CORRESPONDENCES
8. REPORTS
 - A. City Engineer Report
 - B. Public Works Director Report
 - C. Parks & Rec Director Report
 - D. Library Director Report
 - E. Police Department Report
 - F. Ambulance Director Report
 - G. Fire Chief/City Administrator's Report
 - H. Council & Mayor Reports
9. Adjourn

Join Zoom Meeting

<https://us02web.zoom.us/j/87288048668?pwd=a0mlfcAhj4wSOi9lJWiEB4XTsrDsRB.1>

Meeting ID: 872 8804 8668 Passcode: 594089

(Subject to Approval)
SPECIAL CITY OF LISBON/LISBON COMMUNITY SCHOOL DISTRICT MEETING MINUTES
April 27th, 2026

CALL TO ORDER: The City Council of Lisbon, Iowa, met in special session on April 27th, 2026, at 6:00 p.m. with Mayor Doug O'Connor presiding. The following City Council members were present: John Bardsley, Rawley Alger, Rick Scott, and Kevin Steele. Absent was Nathan Smith.

OTHERS PRESENT: Lisbon Community School Board Members and staff: Jen Caspers, John Baker, John Prasil, Robyn Richey, Autumn Pino, Travis Bagby, and Angie Santis. City Staff present included: Drayton Kamberling, Brandon Siggins and Christina Eicher.

Motion by Bardsley, seconded by Scott to approve the agenda. All Ayes. Motion carried 4-0.

Motion by Baker, seconded by Richey to approve the agenda. All Ayes. Motion carried 5-0.

City Administrator Brandon Siggins shared with the group happenings within the city including Well #5 nearing completion and sports complex diamonds work should be finished by end of summer. Washington St. patches along with other areas, meeting with a builder for the industrial park, 40 acres near complex area may be open to possible housing development. Explained the upcoming special election for the EMS district. Siggins thanked the school for their continued partnership working with the city.

School Superintendent Autumn Pino shared with the group happenings within the school district including an update on the legacy hallway and preparations for graduation events. Lisbon schools will be hosting three major track events with Tri Rivers Conference on May 7th, JH meet on May 8th and State Qualifier meet on May 14th. These events will bring a lot of people and traffic to town on these evenings. Pino thanked the city for hosting the joint meeting and for the long-standing relationship between the school and city.

The group discussed the shared facilities agreement. A walk-through will take place prior to the start of the contract and again before the wrap-up date. Any items needing attention will be addressed then. Batting cages are becoming a safety concern due to wear and tear, ballpark fence was discussed about leaving it up all year but would require a fall leaf cleanup to keep things looking nice. AEDS mounted outside concessions for full park access.

Next meeting has been tentatively set for March 10th, 2027, at 6pm and will be located at the school.

Mayor Doug O'Connor adjourned the meeting at 6:30pm.

Christina Eicher, City Clerk

Doug O'Connor, Mayor

(Subject to Approval)
CITY OF LISBON
REGULAR COUNCIL MEETING MINUTES
April 27th, 2026

CALL TO ORDER: The City Council of Lisbon, Iowa, met in regular session on April 27th, 2026, at 7:00p.m. with Mayor Doug O'Connor presiding. The following City Council members were present: John Bardsley, Nathan Smith, Kevin Steele, Rick Scott and Rawley Alger.

OTHERS PRESENT: Drayton Kamberling, Travis Bagby, and Brandon Siggins. Dave Schechinger and resident Michael was present via zoom.

CONSENT AGENDA: Motion by Alger, seconded by Smith to approve the consent agenda consisting of minutes of April 13th, 2026. All Ayes. Motion carried 5-0.

Motion by Scott, seconded by Smith to approve Pay Estimate No. 3 to Wendler, Inc. for Well 5 CFB in the amount of \$34,483.50. All Ayes. Motion carried 5-0.

Motion by Scott, seconded by Steele to approve Resolution 13-2026 Approving Summer Help Hire. Roll call vote. Ayes: Bardsley, Steele, Alger, Scott and Smith. Absent: None. Nays: None. Motion carried 5-0.

Motion by Smith, seconded by Alger to go into public hearing for FY26 Budget Amendment #2 at 7:02pm. All Ayes. Motion carried 5-0.

City Administrator Brandon Siggins presented the items included in the budget amendment.

Motion by Bardsley, seconded by Smith to go out of public hearing at 7:05pm. All Ayes. Motion carried 5-0.

Motion by Smith, seconded by Bardsley to approve Resolution 15-2026 Approving Budget Amendment #2 for FY26. Roll call vote. Ayes: Bardsley, Steele, Alger, Scott, Smith. Absent: None. Nays: None. Motion carried 5-0.

Motion by Smith, seconded by Bardsley to approve Resolution 16-2026 Approving Library Board Member. Roll call vote. Ayes: Bardsley, Steele, Alger, Scott and Smith. Absent: None. Nays: None. Motion carried 5-0.

Motion by Bardsley, seconded by Scott to approve Resolution 17-2026 Approving Alliant Energy Franchise Fees. Roll call vote. Ayes: Bardsley, Steele, Alger, Scott and Smith. Absent: None. Nays: None. Motion carried 5-0.

Motion by Smith, seconded by Alger to approve setting a public hearing for Alliant Energy Franchise Fee Ordinance for June 8th, 2026, at 7pm. All Ayes. Motion carried 5-0.

The council received the following reports from city departments:
City Engineer Dave Schechinger – work on the well project continues.

Public Works Director Travis Bagby – turning on water at parks, plans for painting the pool, complex work. Addressed questions from council concerning sidewalks and grants.

Parks & Recreation Director Drayton Kamberling – mid soccer season, summer sports starting, mowing.

City Administrator Brandon Siggins – St. Patty's Day fundraiser has brought in around \$11,000, working on a fire survey request from the state. Officer Macke graduated the academy, two more officers attending soon, meeting with CDG and a developer for the industrial park, Elite Stone building almost done, nuisances, well 5 site work, sports complex work, N Jackson St. nuisance – going to court in September, new flags going up, insurance went up 13.63%, grass on water main/gas project areas will be sprayed for weeds with continued work for restoration.

Council members congratulated City Clerk Christina Eicher on her new role as Vice President of the Iowa Municipal Finance Officers Association, welcomed the new board member and promoted the numerous events happening at SE Linn.

Mayor Doug O'Connor adjourned the meeting at 7:38pm.

Christina Eicher, City Clerk

Doug O'Connor, Mayor

CITY OF LISBON LIST OF CLAIMS 4-27-2026

<u>VENDOR NAME</u>	<u>DESCRIPTION</u>	<u>AMOUNT</u>
AAA PEST CONTROL	PEST CONTROL	50.00
ACCESS SYSTEMS	TECH SUPPORT	992.21
ACCESS SYSTEMS LEASING	COPIER LEASE	327.98
ACME TOOLS/EQUIPMENT	SHOP GRINDER TOOL	289.00
AFLAC	CANCER INSURANCE	254.28
ALLIANT UTILITIES	UTILITIES	7,055.73
BLUE GRASS ENTERPRISES	CEMETERY SOD FLATS	336.20
BRECKE INC.	SHOP HEATER	601.32
BSN SPORTS, LLC	FREIGHT CHARGE	8.00
CARROLL CONSTRUCTION SUPPLY	SHOP/SPORTS COMPLEX REBAR	678.87
COLLECTION SERVICES	PAYROLL DEDUCTION	54.39
CUSTOM HOSE AND SUPPLIES INC.	WATERING/CEMETERY	38.99
DELTA DENTAL OF IOWA	VISION INSURANCE	138.70
ECICOG	ECICOG RECHARGE DAY TRAINING	75.00
EICHER, CHRISTINA	IMFOA MILEAGE/MEALS	266.89
ENVIRONMENTAL SYSTEMS	CEMETERY GIS ANNUAL FEE	1,100.00
HAWKINS INC	OPERATING SUPPLIES	255.71
HILLS BANK	FEDERAL W/H	7,108.60
IOWA ONE CALL	LOCATES	23.40
LENOCH & CILEK ACE	JANITORIAL SUPPLIES	87.85
LINN COOP OIL CO.	FUEL CHARGES	1,275.30
LYNCH DALLAS LEGAL	ATTORNEY FEES	1,597.50
M & K DUST CONTROL INC	BLACK DIRT	100.00
MENARDS	FIRE STATION DOOR	59.98
RICKARD SIGN & DESIGN LLC	FD GEAR TAGS	245.00
SPRINGVILLE READY MIX, INC	SHOP GROUND MAINTENANCE	1,157.00
SUN LIFE FINANCIAL	LIFE INSURANCE	533.82
U.S. BANK	CREDIT CARD CHARGES	3,688.17
U.S. POSTAL SERVICE	UTILITY BILLING POSTAGE	440.39
WELLMARK BLUE CROSS	HEALTH INSURANCE	13,970.42
WENDLER, INC.	WELL 5 PAY EST. 3	34,483.50
WENDLING QUARRIES INC.	WELL #5 MATERIALS	144.68
PAYROLL		24,993.34

GRAND TOTAL: \$ 102,432.22

<u>FUND</u>	<u>TOTAL</u>
001 GENERAL FUND	21,290.10
002 LIBRARY FUND	259.4
110 ROAD USE TAX	7,681.65
112 EMPLOYEE BENEFIT FUND	10,222.48
337 SPORTS COMPLEX PHASE 1	535.12
339 NEW CITY WELL	34,628.18
600 WATER FUND	10,155.24
610 SEWER FUND	15,270.58
670 SOLID WASTE FUND	2,389.47

GRAND TOTAL: \$ 102,432.22

CITY OF LISBON LIST OF CLAIMS 5-11-2026

<u>VENDOR NAME</u>	<u>DESCRIPTION</u>	<u>AMOUNT</u>
AFLAC	CANCER INSURANCE	254.28
ALLIANT UTILITIES	UTILITIES	3,794.60
ALTORFER INC	MINI EX/END LOADER MAINTENANCE	772.87
BSN SPORTS, LLC	BASEBALL EQUIPMENT	1,428.85
CARQUEST OF LISBON	OPERATING SUPPLIES	594.69
CARRICO AQUATIC RESOURCES	POOL PAINT AND SUPPLIES	2,304.59
CARROLL CONSTRUCTION SUPPLY	SPORTS COMPLEX MATERIALS	206.60
CENTRAL IOWA DISTRIBUTING	PARK TOILET PAPER	110.000
COLLECTION SERVICES	PAYROLL DEDUCTION	54.39
DELTA DENTAL OF IOWA	VISION INSURANCE - EMPLOYEE	7.36
ELECTRIC PUMP INC	ANNUAL SERVICE AGREEMENT	2,000.00
FREEDOM AND GLORY	FLAGS	1,079.74
HILLS BANK	DEPOSIT SLIPS ORDERED	7,070.65
INGRAM LIBRARY SERVICES	LIBRARY MATERIALS	1,582.37
INTERNAL REVENUE SERVICE	941 CORRECTION	24.56
IOWA FINANCE AUTHORITY	C0935R P/I/F	112,600.00
IPERS	IPERS-REG	10,174.83
JOHNSON COUNTY REFUSE INC	APRIL REFUSE	14,444.25
JORDAN'S PROPERTY CARE INC	CEMETERY MOWING	5,550.00
JUNIOR LIBRARY GUILD	LIBRARY MATERIALS	276.08
KID'S REFERENCE COMPANY INC	LIBRARY MATERIALS	335.48
LENOCH & CILEK ACE - EASTS	JANITORIAL SUPPLIES	120.93
MECHANICSVILLE TELEPHONE CO.	PHONE SERVICES	637.94
MENARDS	PARKS SUPPLIES	1,210.56
MIDWEST SAFETY COUNSELORS	INSTRUMENT CALIBRATION	230.00
MIDWEST TAPE LLC	LIBRARY MATERIALS	238.47
MT. VERNON ACE HARDWARE	OPERATING SUPPLIES	575.23
NEAL'S WATER CONDITIONING	CH WATER COOLER	229.00
OVERDRIVE INC	LIBRARY MATERIALS	5.50
PELLA PUBLIC LIBRARY	DAMAGED LIBRARY BOOK	19.00
PROFESSIONAL WINDOW CLEANING	LIBRARY WINDOW WASHING	110.00
SPRINGVILLE READY MIX, INC	SHOP GROUND MAINTENANCE	979.00
STATE HYGIENIC LABORATORY	TESTING	1,419.50
STUDENT PUBLICATIONS, INC.	LIBRARY PUBLICATIONS	1,504.35
SUN LIFE FINANCIAL	LIFE INSURANCE - EMPLOYEE	28.52
SWANK MOTION PICTURES INC	LIBRARY MOVIE LICENSING	477.00
SYNCHRONY SERVICES	EAP CONTRACT	500.00
START	LIBRARY PAINTINGS	500.00
TREASURER STATE OF IOWA	STATE W/H	1,869.77
U.S. CELLULAR	WIRELESS SERVICES	109.79
UMB BANK	GO BOND PAYMENT	407,380.00
UNITED STATES TREASURY	EBS PCORI 2ND QUARTER	38.17

VEENSTRA & KIMM INC.	WELL 5 ENGINEERING	5,033.06
WELLMARK BLUE CROSS	HEALTH INSURANCE - EMPLOYEE	735.36
WENDLER, INC.	WELL 5 PAY EST 4	86,718.00
WENDLING QUARRIES INC.	SHOP MAINTENANCE	191.56
PAYROLL		23,947.74

GRAND TOTAL: \$ 699,474.64

<u>FUND</u>	<u>TOTAL</u>
001 GENERAL FUND	34,395.25
002 LIBRARY FUND	500.00
010 CABLE TV	150.00
110 ROAD USE TAX	7,645.71
112 EMPLOYEE BENEFIT FUND	5,597.14
125 TIF FUND	138.86
210 GO BOND \$2,395,000	407,380.00
337 SPORTS COMPLEX PHASE 1	1,376.19
339 NEW CITY WELL	91,751.06
600 WATER FUND	8,971.85
601 WATER SINKING FUND	32,260.00
610 SEWER FUND	12,567.13
611 SEWER DEBT/SINKING FUND	80,340.00
670 SOLID WASTE FUND	16,401.45

GRAND TOTAL: \$ 699,474.64

<u>APRIL FUND REVENUES</u>	<u>TOTALS</u>
001 GENERAL FUND	430,788.85
060 PARK CAP. IMP. FUND	53,500.00
110 ROAD USE TAX	25,673.76
112 EMPLOYEE BENEFITS	90,782.05
121 LOCAL OPTION SALES TAX	49,270.31
125 TIF FUND	60,086.61
200 DEBT SERVICE FUND	110,797.64
337 SPORTS COMPLEX	1,270.19
339 NEW CITY WELL	4,548.20
600 WATER FUND/UTILITY DEPOSIT FUND	33,767.53
605 UTILITY DEPOSIT FUND	600.00
610 SEWER FUND	39,377.98
611 SEWER SINKING FUND	14,716.74
670 SOLID WASTE FUND	19,589.81

GRAND TOTAL: \$934,769.67

CITY OF LISBON
CLERK/TREASURER REPORT -- April 2026

FUND#	FUND	BEG BAL CHECKING	MTD REVENUES	MTD EXPENSES	TRANSFERS IN/OUT	END BAL CHECKING	INVESTMENT	PETTY CASH	TOTAL CHECKING/INV	O/S Checks	O/S Deposits	BANK BAL
001	GENERAL FUND	153,693.64	430,299.32	(132,500.06)		451,492.90	46,841.65	100.00	498,434.55	10,327.91		461,820.81
002	LIBRARY FUND	-		(259.40)		(259.40)	74,739.63		74,480.23	259.40		0.00
003	PARKS/RECREATION	3,804.14	0.93			3,805.07			3,805.07			3,805.07
004	HISTORY CENTER	1.00				1.00			3,857.14			1.00
005	TREES FUND	2,568.19	0.63			2,568.82			3,786.55			2,568.82
006	VETS FUND--HWY 30	-				-			1,002.43			0.00
007	POLICE FOREFTURE FUND	-				-			3,786.55			0.00
010	CABLE TV	5,540.99	487.97	(75.00)		5,953.96			1,002.43			0.00
011	VETERANS FUND	2,947.93				2,947.93			5,953.96			2,947.93
020	HOUSING REHABILITATION FUND	-				-			2,947.93			0.00
051	EMA CAP EQUIP	1,652.65				1,652.65	18,415.86		20,068.51			1,652.65
052	CITY HALL CAP IMPR FUND	5,097.50				5,097.50			5,097.50			5,097.50
053	LIBRARY CAPITAL IMPROVEM	8,174.92				8,174.92			8,174.92			8,174.92
055	FIRE CAP IMP FUND	54,061.75				54,061.75			54,061.75			54,061.75
056	HISTORY CENTER-CH-CAP IMPR	3,264.20				3,264.20			3,264.20			3,264.20
060	PARK CAP IMP FUND	112,921.40	53,500.00	(31,546.91)		166,421.40			166,421.40	3,822.96		164,525.48
110	ROAD USE TAX	116,575.67	25,673.76			110,702.52			110,702.52			114,525.48
111	S.A. REPAIR FUND	25,000.00	90,782.05	(16,945.92)		25,000.00			25,000.00	12,343.29		25,000.00
112	EMPLOYEE BENEFIT	118,744.71				192,580.84			192,580.84			204,924.13
113	RD USE CAP EQUIP	35,000.00	49,270.31			35,000.00			35,000.00			35,000.00
121	LOCAL OPTION SALES TAX FUND	337,773.85	60,086.61			387,044.16			387,044.16			387,044.16
125	TIF FUND	71,431.16				131,517.77			131,517.77			131,517.77
126	DOWNTOWN REINVEST PROGRAM	-				-			-			0.00
130	LMI-TIF NOVAK	87,588.83				87,588.83			87,588.83			87,588.83
133	BUDGET BLINDS REBATE	-	110,797.64			-			527,165.64			0.00
200	DEBT SERVICE FUND	416,368.00				527,165.64			527,165.64			527,165.64
210	\$5.250 MILL BOND 2019	-				-			-			0.00
304	SPLASH PAD/WADING POOL	1,665.00	1,270.19	(853.92)	(1,270.19)	1,665.00	514,690.60		1,665.00	535.12		1,665.00
337	SPORTS COMPLEX	(152,154.88)				(153,008.80)			361,681.80			(152,473.68)
338	WATER LINE REHAB	35,116.62	4,548.20	(97,089.68)		35,116.62			35,116.62	34,628.18		35,116.62
339	NEW CITY WELL	44,880.07				(47,661.41)			(47,661.41)			(13,033.23)
600	CEMETERY PERPETUAL CARE FUND	26,472.73	33,767.53	(38,492.56)		26,472.73	56,794.20		83,266.93			26,472.73
601	WATER SINKING FUND	114,063.80				109,338.77			109,338.77	6,682.01		116,020.78
602	WATER RESERVE FUND	(980.00)				(980.00)			(980.00)			(980.00)
603	WATER IMPROVEMENT FUND	10,000.00				10,000.00			10,000.00			10,000.00
605	UTILITY DEPOSIT FUND	10,000.00	600.00	(180.91)		10,000.00			10,000.00	53.64		39,086.90
610	SEWER FUND	38,614.17	39,377.98	(75,508.37)		39,033.26			39,033.26	11,554.87		(80,508.94)
611	SEWER SINKING FUND	(55,933.42)	14,716.74	(22,053.67)		(92,063.81)			271,358.81			271,358.81
670	SOLID WASTE FUND	256,642.07	19,589.81			271,358.81			271,358.81	1,544.61		63,631.06
	ADJUSTMENTS	64,550.31				62,086.45			62,086.45			0.00
	TOTALS	1,955,147.00	934,769.67	(415,506.40)	(1,270.19)	2,473,140.08	717,559.24	100.00	3,190,799.32	81,751.99	-	2,554,892.07

I hereby certify that the above is true and correct:

Christina Eicher, City Clerk/Treasurer

I certify that I have reviewed the bank statement and treasurer's report for this month

Brandon Stiggins, City Administrator



PROCLAMATION

NATIONAL HISTORIC PRESERVATION MONTH

May 2026

WHEREAS, historic preservation is necessary for urban and rural cities to manage and sustain community development, livability, neighborhood revitalization, local character and pride; and,

WHEREAS, it is important to celebrate the role of history in our lives and the contributions made by dedicated individuals in helping to preserve the material aspects of the heritage that have shaped us as a people; and,

WHEREAS, "People Saving Places" is the theme of this year's celebration, we recognize the leadership and collaborative efforts of the Lisbon Historic Preservation Commission to protect and preserve historic resources in our community; and,

WHEREAS, we also recognize the Lisbon Historic Preservation Commission's local partnerships with Lisbon Community Schools, Lisbon History Center Board, Friends of the Lisbon Public Library, Lisbon Tree Board, Lisbon Parks & Recreation Board, Mount Vernon Historic Preservation Commission, Mount Vernon-Lisbon Community Development Group, and Hills Bank; and,

WHEREAS, we also recognize the Lisbon Historic Preservation Commission's regional and national partnerships with Linn County, the Cedar Rapids History Center, the State Historical Society of Iowa, Lincoln Highway Heritage Byway, Silos & Smokestacks National Heritage Area, and the National Park Service.

NOW THEREFORE, I, Douglas O'Connor, Mayor of Lisbon, proclaim May 2026 as National Historic Preservation Month and ask the people of Lisbon, Iowa, to join citizens across the United States by recognizing and participating in this special observance.

Signed this 11th day of May, 2026.

Mayor Douglas O'Connor

Cedar Rapids Linn County Solid Waste Agency



Solid Waste Agency

- Formed in 1994 via a 28E Agreement between the City of Cedar Rapids and Linn County
- Governed by a nine-member Board of Directors



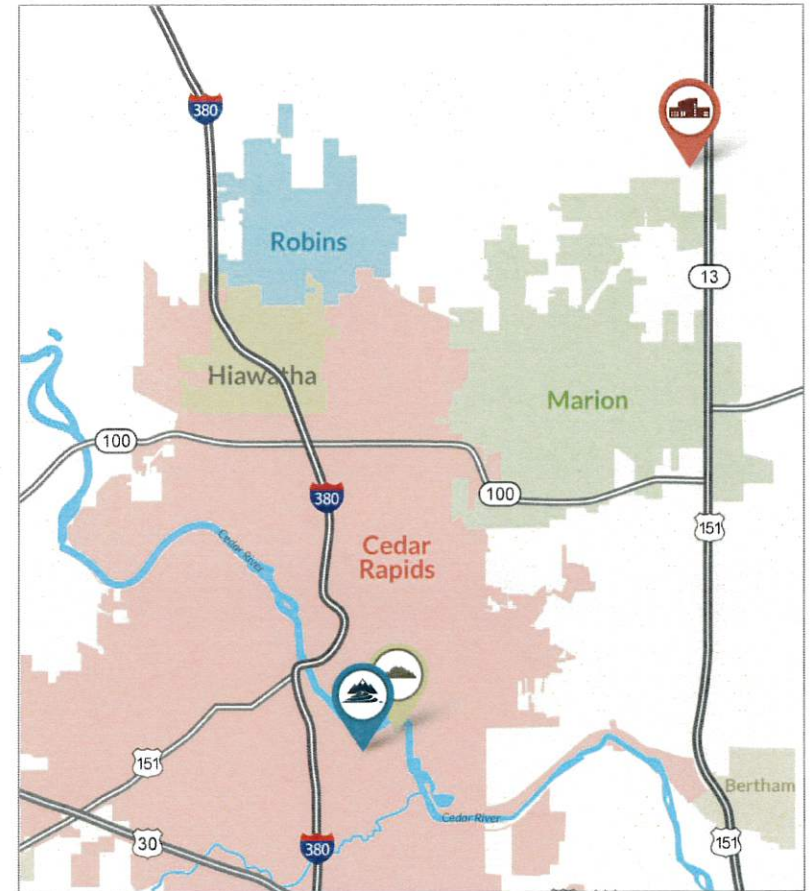
Site 1 – Mount Trashmore



Site 2 – Resource Recovery & Landfill



Site 3 – Compost Facility



Compost Facility & Mount Trashmore



Landfill, Yard Waste, & Recycling Services with Fees

- **Standard Landfill**
\$53.00/ton-Minimum \$22
- **Flat Rate charges for Cars/Vans/SUV/Trucks**
Cars \$12/vehicle
SUVs & Minivans \$15/vehicle
Trucks & Full-sized Vans \$22/vehicle
- **Special Wastes**
\$85/ton-Minimum 1 Ton charge
- **Yard & Wood Waste (Site 1 Only)**
\$35.00 per ton-Minimum \$15
- **Commercial Finished Compost (Site 1 Only)**
\$35.00 per ton
- **Waste Tires**
\$4.00 per tire off rim, \$5 per tire on rim
Bulk loads (over 8) \$300/ton
- **White Goods**
\$10.00 per unit
- **TVs & Computer Monitors**
\$15.00 per unit; Bulk \$500/ton
- **Commercial Hazardous Wastes**
Various rates depending on the material

Recycling Services No Charge For Residents

- Scrap Metal
- Household Hazardous Materials
- Commingled Recyclables
- Fluorescent Tubes
- Cardboard
- Used Oil (20 Gallon Maximum)
- Batteries
- Textiles
- Books
- Electronics
- CDs, VHS tapes, DVDs
- Bicycles
- Medical Sharps & Syringes

Battery Drop-off Box

- Located in communities around Linn County
- Makes recycling more accessible and convenient
- All types of batteries accepted

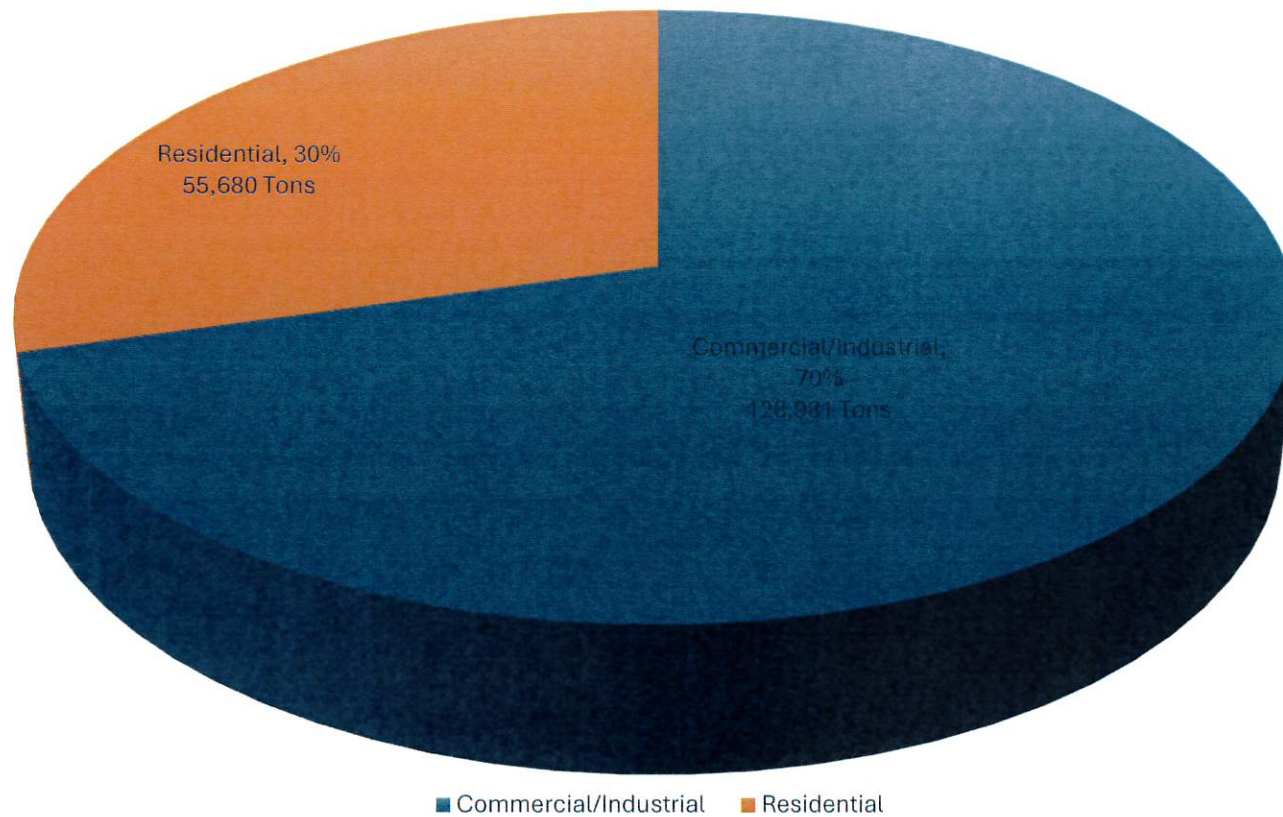


Partnerships & Diversion

- Continuing diversion of bulky, hard to manage materials such as mattresses
- Partnering with Willis Dady and Central Furniture Rescue



Actual FY25 Solid Waste Tonnage 181,910 by Class



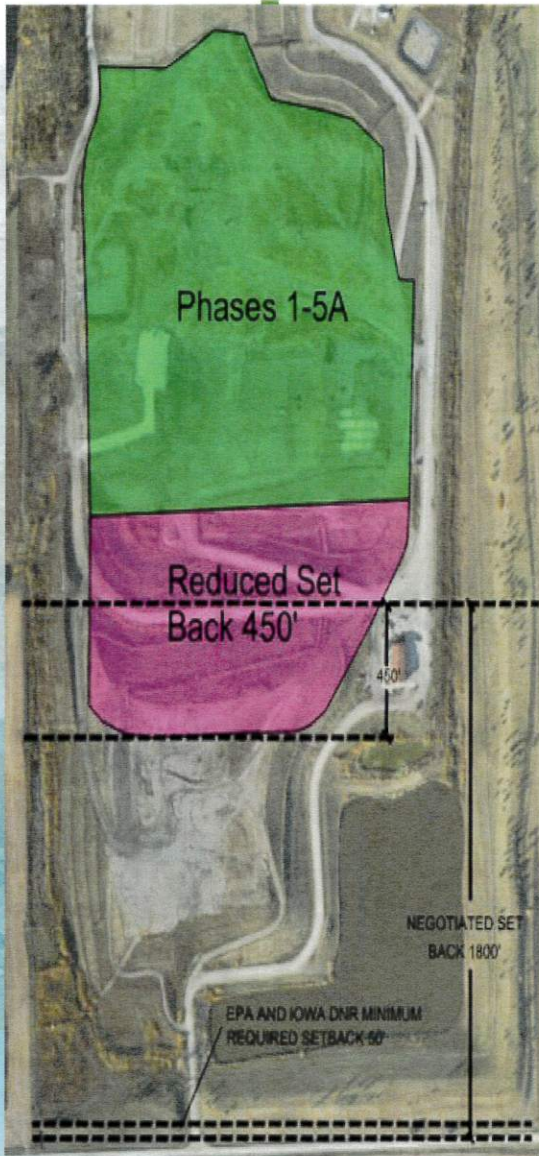
Landfill Capacity

Design work on final phase underway

Projected to be full late 2038/early 2039

Working group formed to discuss governance

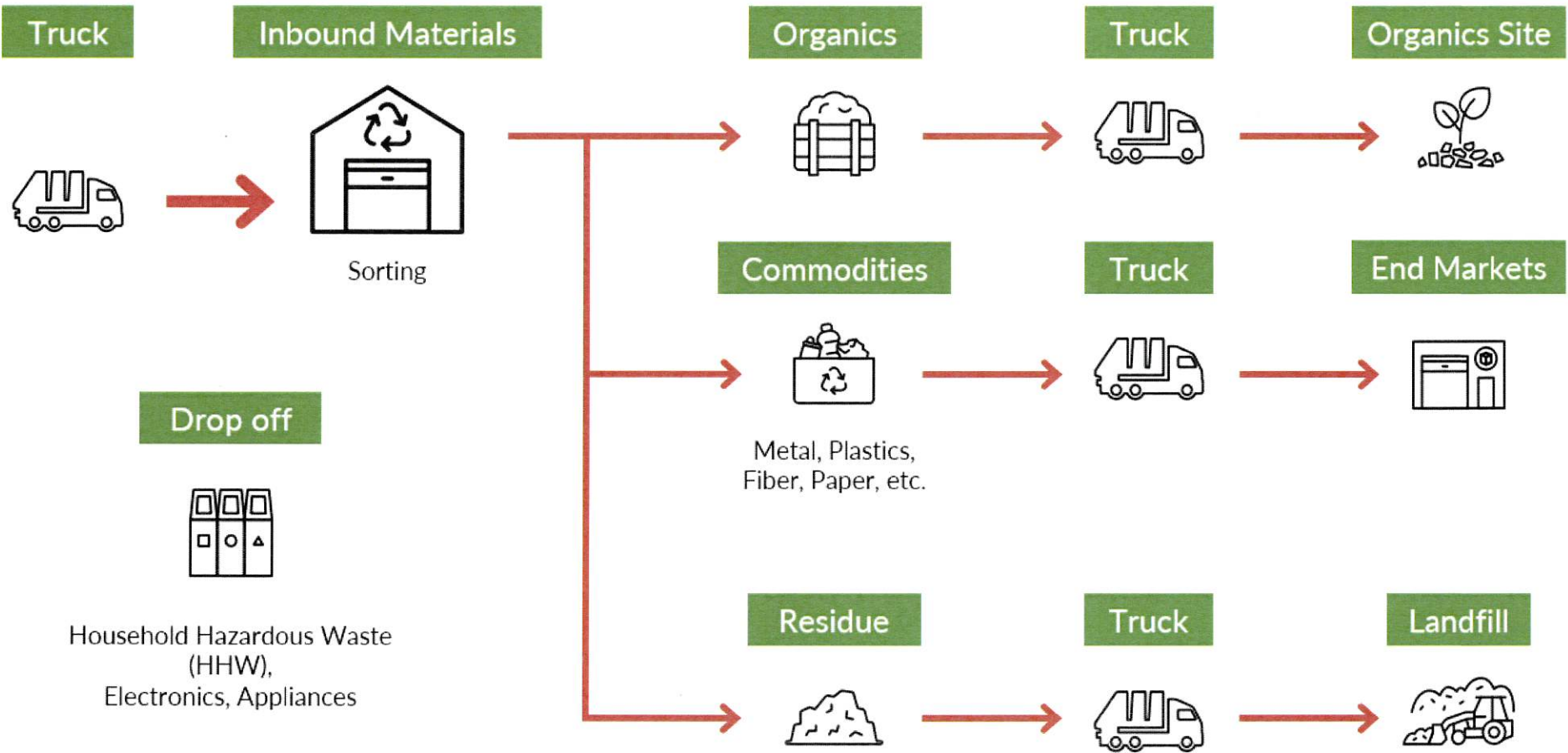
Will operate as a transfer station when landfill reaches capacity



No new landfill in Linn County

- Board has decided not to pursue siting a new landfill in Linn County.
- Many factors went into this decision, including a lack of available land due to zoning restrictions.
- A landfill could be part of a future waste management solution – but it wouldn't be located in Linn County.

Transfer Station





What this means for your community

- **We are here** – still open & serving Linn County
 - Meeting community needs with a sustainable focus
-



VEENSTRA & KIMM INC.

2600 University Parkway, Suite 1
Coralville, Iowa 52241

319.466.1000
www.v-k.net

April 28, 2026

CHANGE ORDER NO. 1

CHEMICAL FEED BUILDING & WELL NO. 5 REBID
LISBON, IOWA

Change Order No. 1 is for the following modifications to the project:

- 1. Additional labor, equipment and material to provide and install two (2) door closers with hold-open arm. LS \$ 280.79
- 2. The original Hardie Board siding system is to be replaced with the more cost-effective alternative of vinyl board and batten which maintains the desired architectural aesthetic.
 - a. Deletion of Hardie Smart Siding LS \$ (6,800.35)
 - b. Addition of 7" Certainteed Board & Batten Siding LS \$ 2,578.33
 - c. Bond LS \$ (84.44)

Total: \$ (4,025.67)

Change Order No. 1 decreases the contract amount by \$ 4,025.67.

WENDLER, INC.

CITY OF LISBON, IOWA

By Kendra Lyon 

By _____

Title Project Manager


Title _____

Date April 29, 2026

Date _____

VEENSTRA & KIMM, INC.

ATTEST:

By 

By _____

Title Project Engineer

Title _____

Date April 28, 2026

Date _____

V&K Job No. 305127

BUILDING RELATIONSHIPS ENGINEERING SOLUTIONS



A Kleinfelder Company

VEENSTRA & KIMM INC.

2600 University Parkway, Suite 1
Coralville, Iowa 52241

319.466.1000
www.v-k.net

May 4, 2026

PAY ESTIMATE NO. 4
CHEMICAL FEED BUILDING & WELL NO. 5 REBID
LISBON, IOWA

Wendler, Inc
415 12th Avenue SE
Cedar Rapids, IA 52401

Contract Amount \$753,300.00
Contract Date December 8, 2025
Pay Period April 17, 2026 - May 1, 2026

BID ITEMS							
	Description	Unit	Estimated Quantity	Unit Price	Extended Price	Quantity Completed	Value Completed
1.1	Mobilization	LS	1	\$ 75,000.00	\$ 75,000.00	85%	\$ 63,750.00
1.2	Construction Staking	LS	1	\$ 4,000.00	\$ 4,000.00		\$ -
1.3	Erosion Control	LS	1	\$ 2,500.00	\$ 2,500.00	50%	\$ 1,250.00
1.4	Well 5 Submersible Pump	LS	1	\$ 49,000.00	\$ 49,000.00	15%	\$ 7,350.00
1.5	Pitless Unit	LS	1	\$ 27,000.00	\$ 27,000.00	10%	\$ 2,700.00
1.6	6" SS Discharge Pipe	LF	150	\$ 182.00	\$ 27,300.00		\$ -
1.7	6" Discharge Pipe Check Valves	Ea.	2	\$ 2,000.00	\$ 4,000.00		\$ -
1.8	Chem Feed Building 20, & Electrical	LS	1	\$ 506,000.00	\$ 506,000.00	100%	\$ 506,000.00
1.9	Controls Integration	LS	1	\$ 150,000.00	\$ 150,000.00	15%	\$ 22,500.00
1.10	Silt Fence	LF	1,500	\$ 3.00	\$ 4,500.00	700	\$ 2,100.00
2.1	Chem Feed Building 20, & Electrical	LS	-1	\$ 506,000.00	\$ (506,000.00)	100%	\$ (506,000.00)
2.2	Chem Feed Building 25, & Electrical	LS	1	\$ 410,000.00	\$ 410,000.00	20%	\$ 82,000.00
Contract Price:					\$ 753,300.00		\$ 181,650.00

MATERIALS STORED SUMMARY				
	Description	# of Units	Unit Price	Extended Cost
Total				\$ -

SUMMARY		
	Total Approved	Total Completed
Contract Price	\$ 753,300.00	\$ 181,650.00
Approved Change Order (list each)		
Revised Contract Price	\$ 753,300.00	\$ 181,650.00

Stored
Total Earned \$ 181,650.00
Retainage (3%) \$ 5,449.50
Total Earned Less Retainage \$ 176,200.50

Total Previously Approved (list each)		
Pay Estimate No. 1	\$ 10,912.50	
Pay Estimate No. 2	\$ 44,086.50	
Pay Estimate No. 3	34483.5	

Total Previously Approved \$ 89,482.50
Amount Due This Request \$ 86,718.00

Percent Complete 24%

The amount \$86,718.00 is recommended for approval for payment in accordance with the terms of the contract.

Prepared By: Wendler, Inc Signature: <u></u> Name: <u>Tiffany Dirks</u> Title: <u>Assistant Project Manager</u> Date: <u>5/4/2026</u>	Recommended By: Veenstra & Kimm, Inc. Signature: <u></u> Name: <u>Dave Schechinger</u> Title: <u>Engineer</u> Date: <u>May 4, 2026</u>	Approved By: Lisbon, Iowa Signature: _____ Name: _____ Title: _____ Date: _____
--	---	---

City of Lisbon

Franchise Fee	Estimated total annual franchise fee based on Dec, 2024 to Dec. 3, 2025 usage. Actual amounts will vary based on customer use, the weather and other factors.
Electric 1%	\$24,469.04
Gas 1%	\$8,048.47
Electric 1.5%	\$36,703.56
Gas 1.5%	\$12,072.71
Electric 2%	\$48,938.08
Gas 2%	\$16,096.95
Electric 2.5%	\$61,172.60
Gas 2.5%	\$20,121.19
Electric 3%	\$73,407.11
Gas 3%	\$24,145.42
Electric 3.5%	\$85,641.63
Gas 3.5%	\$28,169.66
Electric 4%	\$97,876.15
Gas 4%	\$32,193.90
Electric 4.5%	\$110,110.67
Gas 4.5%	\$36,218.14
Electric 5%	\$122,345.19
Gas 5%	\$40,242.37
Service	Average franchise fee cost to a typical residential Alliant Energy customer per 1% of franchise fee. This average reflects a customer's energy use and can fluctuate based on how much electricity and/or natural gas they use per month.
Electric	\$1.50

Gas

\$1.00

Town Name	Utility Company	Service Type	Fee
Ackley	Black Hills Energy	Natural Gas	3%
Ackley	MidAmerican Energy	Electric	1%
Akron	MidAmerican Energy	Natural Gas	5%
Albert City	Alliant Energy (Interstate Power and Light Company)	Electric	3%
Albert City	Alliant Energy (Interstate Power and Light Company)	Natural Gas	3%
Alburnett	Alliant Energy (Interstate Power and Light Company)	Electric	1%
Alburnett	Alliant Energy (Interstate Power and Light Company)	Natural Gas	1%
Algona	MidAmerican Energy	Natural Gas	5%
Alleman	MidAmerican Energy	Electric	5%
Alleman	MidAmerican Energy	Natural Gas	5%
Altoona	MidAmerican Energy	Electric	5%
Altoona	MidAmerican Energy	Natural Gas	5%
Anamosa	Alliant Energy (Interstate Power and Light Company)	Electric	2%
Anamosa	Black Hills Energy	Natural Gas	2%
Ankeny	Black Hills Energy	Natural Gas	2%
Ankeny	MidAmerican Energy	Electric	2%
Ankeny	MidAmerican Energy	Natural Gas	2%
Armstrong	Alliant Energy (Interstate Power and Light Company)	Electric	5%
Armstrong	Alliant Energy (Interstate Power and Light Company)	Natural Gas	5%
Arnolds Park	Alliant Energy (Interstate Power and Light Company)	Electric	1%
Arnolds Park	Black Hills Energy	Natural Gas	1%
Asbury	Alliant Energy (Interstate Power and Light Company)	Electric	1%
Asbury	Black Hills Energy	Natural Gas	1%
Atlantic	Alliant Energy (Interstate Power and Light Company)	Natural Gas	5%
Audubon	MidAmerican Energy	Electric	5%
Audubon	MidAmerican Energy	Natural Gas	5%
Avoca	MidAmerican Energy	Electric	5%
Avoca	MidAmerican Energy	Natural Gas	5%
Beacon	MidAmerican Energy	Electric	1%
Beacon	MidAmerican Energy	Natural Gas	1%
Bedford	MidAmerican Energy	Electric	5%

Belle Plaine	Alliant Energy (Interstate Power and Light Company)	Electric	3%
Belle Plaine	Alliant Energy (Interstate Power and Light Company)	Natural Gas	3%
Bellevue	Black Hills Energy	Natural Gas	5%
Bevington	MidAmerican Energy	Electric	1%
Blakesburg	Alliant Energy (Interstate Power and Light Company)	Electric	1%
Blanchard	MidAmerican Energy	Electric	3%
Blencoe	MidAmerican Energy	Electric	1%
Boone	Alliant Energy (Interstate Power and Light Company)	Electric	1%
Boone	Alliant Energy (Interstate Power and Light Company)	Natural Gas	1%
Boone	Alliant Energy (Interstate Power and Light Company)	Natural Gas	1%
Boxholm	Black Hills Energy	Natural Gas	1%
Boyden	MidAmerican Energy	Electric	5%
Boyden	MidAmerican Energy	Natural Gas	5%
Brandon	Alliant Energy (Interstate Power and Light Company)	Electric	5%
Brandon	Alliant Energy (Interstate Power and Light Company)	Natural Gas	5%
Brighton	Alliant Energy (Interstate Power and Light Company)	Electric	5%
Calmar	Alliant Energy (Interstate Power and Light Company)	Electric	3%
Calmar	Black Hills Energy	Natural Gas	3%
Camanche	Alliant Energy (Interstate Power and Light Company)	Natural Gas	1%
Camanche	MidAmerican Energy	Electric	2%
Carlisle	MidAmerican Energy	Electric	4%
Carlisle	MidAmerican Energy	Natural Gas	5%
Carroll	MidAmerican Energy	Electric	1%
Cedar Rapids	Alliant Energy (Interstate Power and Light Company)	Electric	4%
Cedar Rapids	MidAmerican Energy	Natural Gas	4%
Center Point	Alliant Energy (Interstate Power and Light Company)	Electric	3%
Center Point	Alliant Energy (Interstate Power and Light Company)	Natural Gas	3%
Centerville	Alliant Energy (Interstate Power and Light Company)	Electric	3%
Centerville	Alliant Energy (Interstate Power and Light Company)	Natural Gas	3%
Central City	Alliant Energy (Interstate Power and Light Company)	Electric	5%
Central City	Alliant Energy (Interstate Power and Light Company)	Natural Gas	5%
Chariton	Alliant Energy (Interstate Power and Light Company)	Electric	1%

Chariton	Alliant Energy (Interstate Power and Light Company)	Natural Gas	1%
Charles City	MidAmerican Energy	Electric	5%
Charles City	MidAmerican Energy	Natural Gas	5%
Cherokee	Alliant Energy (Interstate Power and Light Company)	Natural Gas	5%
Cherokee	MidAmerican Energy	Electric	5%
Chillicothe	Alliant Energy (Interstate Power and Light Company)	Electric	1%
Churdan	Alliant Energy (Interstate Power and Light Company)	Electric	2%
Cincinnati	Alliant Energy (Interstate Power and Light Company)	Electric	2%
Cincinnati	Alliant Energy (Interstate Power and Light Company)	Natural Gas	2%
Clarion	MidAmerican Energy	Electric	5%
Clarion	MidAmerican Energy	Natural Gas	5%
Clear Lake	Alliant Energy (Interstate Power and Light Company)	Electric	1%
Clear Lake	Alliant Energy (Interstate Power and Light Company)	Natural Gas	1%
Clermont	Alliant Energy (Interstate Power and Light Company)	Electric	1%
Clinton	Alliant Energy (Interstate Power and Light Company)	Electric	4%
Clinton	Alliant Energy (Interstate Power and Light Company)	Natural Gas	4%
Clive	MidAmerican Energy	Electric	5%
Clive	MidAmerican Energy	Natural Gas	5%
Clutier	Alliant Energy (Interstate Power and Light Company)	Electric	2%
Coggon	Alliant Energy (Interstate Power and Light Company)	Natural Gas	1%
Colfax	MidAmerican Energy	Electric	5%
Colfax	MidAmerican Energy	Natural Gas	5%
Collins	Alliant Energy (Interstate Power and Light Company)	Electric	3%
Collins	Alliant Energy (Interstate Power and Light Company)	Natural Gas	3%
Conway	Alliant Energy (Interstate Power and Light Company)	Electric	1%
Coralville	MidAmerican Energy	Electric	2%
Coralville	MidAmerican Energy	Natural Gas	2%
Corydon	Alliant Energy (Interstate Power and Light Company)	Electric	1%
Corydon	Alliant Energy (Interstate Power and Light Company)	Natural Gas	1%
Council Bluffs	Black Hills Energy	Natural Gas	2%
Council Bluffs	MidAmerican Energy	Electric	2%
Creston	Alliant Energy (Interstate Power and Light Company)	Electric	1%

Creston	Alliant Energy (Interstate Power and Light Company)	Natural Gas	1%
Cumming	MidAmerican Energy	Electric	1%
Cumming	MidAmerican Energy	Natural Gas	1%
Cushing	MidAmerican Energy	Electric	2%
Dakota City	MidAmerican Energy	Electric	1%
Dakota City	MidAmerican Energy	Natural Gas	1%
Danbury	MidAmerican Energy	Electric	3%
Danbury	MidAmerican Energy	Natural Gas	3%
Decatur City	Alliant Energy (Interstate Power and Light Company)	Electric	5%
Decorah	Alliant Energy (Interstate Power and Light Company)	Electric	4%
Decorah	Black Hills Energy	Natural Gas	1%
Delhi	Alliant Energy (Interstate Power and Light Company)	Electric	5%
Delhi	Black Hills Energy	Natural Gas	5%
Denison	Black Hills Energy	Natural Gas	1.5%
Des Moines	MidAmerican Energy	Electric	7.5%
Des Moines	MidAmerican Energy	Natural Gas	7.5%
Dolliver	Alliant Energy (Interstate Power and Light Company)	Electric	1%
Donnellson	Alliant Energy (Interstate Power and Light Company)	Electric	4%
Donnellson	MidAmerican Energy	Natural Gas	4%
Dubuque	Alliant Energy (Interstate Power and Light Company)	Electric	5%
Dubuque	Black Hills Energy	Natural Gas	5%
Dunlap	MidAmerican Energy	Electric	4%
Dunlap	MidAmerican Energy	Natural Gas	4%
Durant	MidAmerican Energy	Natural Gas	5%
Dyersville	Alliant Energy (Interstate Power and Light Company)	Electric	3%
Dyersville	Black Hills Energy	Natural Gas	3%
Earlham	MidAmerican Energy	Electric	1.5%
Earlham	MidAmerican Energy	Natural Gas	1.5%
Early	MidAmerican Energy	Electric	3%
Early	MidAmerican Energy	Natural Gas	4%
Eddyville	Alliant Energy (Interstate Power and Light Company)	Electric	1%
Eldon	Alliant Energy (Interstate Power and Light Company)	Electric	4%

Eldon	Alliant Energy (Interstate Power and Light Company)	Natural Gas	4%
Eldora	Alliant Energy (Interstate Power and Light Company)	Electric	5%
Eldora	Alliant Energy (Interstate Power and Light Company)	Natural Gas	5%
Eldridge	MidAmerican Energy	Natural Gas	5%
Elgin	Alliant Energy (Interstate Power and Light Company)	Electric	5%
Elk Run Heights	MidAmerican Energy	Electric	1%
Elk Run Heights	MidAmerican Energy	Natural Gas	1%
Elkader	Alliant Energy (Interstate Power and Light Company)	Electric	1%
Elkader	Black Hills Energy	Natural Gas	5%
Ellston	Alliant Energy (Interstate Power and Light Company)	Electric	1%
Ely	Alliant Energy (Interstate Power and Light Company)	Electric	1%
Ely	MidAmerican Energy	Natural Gas	1%
Everly	Alliant Energy (Interstate Power and Light Company)	Electric	1%
Exira	MidAmerican Energy	Electric	5%
Exira	MidAmerican Energy	Natural Gas	5%
Exline	Alliant Energy (Interstate Power and Light Company)	Electric	2.5%
Fairfield	Alliant Energy (Interstate Power and Light Company)	Electric	3%
Fairfield	Alliant Energy (Interstate Power and Light Company)	Natural Gas	3%
Farley	Alliant Energy (Interstate Power and Light Company)	Electric	3%
Farley	Black Hills Energy	Natural Gas	3%
Farnhamville	Black Hills Energy	Natural Gas	1%
Fayette	Alliant Energy (Interstate Power and Light Company)	Electric	1%
Fayette	Black Hills Energy	Natural Gas	1%
Fertile	Black Hills Energy	Natural Gas	1%
Fonda	Black Hills Energy	Natural Gas	5%
Fort Atkinson	Alliant Energy (Interstate Power and Light Company)	Electric	5%
Fort Madison	Alliant Energy (Interstate Power and Light Company)	Electric	1.5%
Fort Madison	MidAmerican Energy	Natural Gas	1.5%
Frederika	Alliant Energy (Interstate Power and Light Company)	Electric	1%
Fruitland	Alliant Energy (Interstate Power and Light Company)	Natural Gas	1%
Garden Grove	Alliant Energy (Interstate Power and Light Company)	Electric	1%
Garnavillo	Alliant Energy (Interstate Power and Light Company)	Electric	3%

Garnavillo	Black Hills Energy	Natural Gas	3%
Garwin	Alliant Energy (Interstate Power and Light Company)	Electric	1%
Garwin	Alliant Energy (Interstate Power and Light Company)	Natural Gas	1%
Gilbert	Alliant Energy (Interstate Power and Light Company)	Electric	3%
Gilbert	Alliant Energy (Interstate Power and Light Company)	Natural Gas	3%
Gilbertville	MidAmerican Energy	Electric	1%
Gilbertville	MidAmerican Energy	Natural Gas	1%
Glenwood	Black Hills Energy	Natural Gas	5%
Glenwood	MidAmerican Energy	Electric	5%
Greenville	Alliant Energy (Interstate Power and Light Company)	Electric	1%
Grinnell	Alliant Energy (Interstate Power and Light Company)	Electric	4%
Grinnell	Alliant Energy (Interstate Power and Light Company)	Natural Gas	4%
Griswold	MidAmerican Energy	Electric	3%
Griswold	MidAmerican Energy	Natural Gas	3%
Gruver	Alliant Energy (Interstate Power and Light Company)	Electric	2%
Guttenberg	Black Hills Energy	Natural Gas	1%
Hampton	MidAmerican Energy	Electric	5%
Hampton	MidAmerican Energy	Natural Gas	5%
Hanlontown	Black Hills Energy	Natural Gas	1%
Harcourt	Alliant Energy (Interstate Power and Light Company)	Electric	2%
Harcourt	Black Hills Energy	Natural Gas	2%
Harris	Alliant Energy (Interstate Power and Light Company)	Electric	3%
Hartford	MidAmerican Energy	Electric	5%
Hartford	MidAmerican Energy	Natural Gas	5%
Hastings	MidAmerican Energy	Electric	5% (r
Hawkeye	Alliant Energy (Interstate Power and Light Company)	Electric	5%
Hawkeye	Black Hills Energy	Natural Gas	5%
Hazleton	Alliant Energy (Interstate Power and Light Company)	Electric	1%
Hazleton	Alliant Energy (Interstate Power and Light Company)	Natural Gas	1%
Hiawatha	Alliant Energy (Interstate Power and Light Company)	Electric	3%
Hiawatha	MidAmerican Energy	Natural Gas	3%
Holstein	MidAmerican Energy	Electric	1%

Holstein	MidAmerican Energy	Natural Gas	1%
Hubbard	Alliant Energy (Interstate Power and Light Company)	Electric	1%
Hubbard	Alliant Energy (Interstate Power and Light Company)	Natural Gas	1%
Hull	MidAmerican Energy	Electric	5% re
Hull	MidAmerican Energy	Natural Gas	5% re
Huxley	Alliant Energy (Interstate Power and Light Company)	Electric	3%
Huxley	Alliant Energy (Interstate Power and Light Company)	Natural Gas	3%
Independence	MidAmerican Energy	Natural Gas	5%
Indianola	MidAmerican Energy	Electric	5%
Indianola	MidAmerican Energy	Natural Gas	5%
Inwood	MidAmerican Energy	Electric	5% re
Inwood	MidAmerican Energy	Natural Gas	5% re
Iowa City	MidAmerican Energy	Electric	1%
Iowa City	MidAmerican Energy	Natural Gas	1%
Iowa Falls	Alliant Energy (Interstate Power and Light Company)	Electric	3%
Iowa Falls	Alliant Energy (Interstate Power and Light Company)	Natural Gas	3%
Ireton	MidAmerican Energy	Electric	5% re
Johnston	MidAmerican Energy	Electric	5%
Johnston	MidAmerican Energy	Natural Gas	5%
Keokuk	Alliant Energy (Interstate Power and Light Company)	Electric	3%
Keystone	Alliant Energy (Interstate Power and Light Company)	Electric	1%
Keystone	Alliant Energy (Interstate Power and Light Company)	Natural Gas	1%
Knoxville	Alliant Energy (Interstate Power and Light Company)	Natural Gas	5%
Knoxville	MidAmerican Energy	Electric	5%
Lake City	MidAmerican Energy	Electric	3%
Lake City	MidAmerican Energy	Natural Gas	3%
Lakota	Alliant Energy (Interstate Power and Light Company)	Electric	4%
Lakota	Alliant Energy (Interstate Power and Light Company)	Natural Gas	4%
Lamont	Alliant Energy (Interstate Power and Light Company)	Electric	4%
Lamont	Black Hills Energy	Natural Gas	4%
Lansing	Alliant Energy (Interstate Power and Light Company)	Electric	3%
Lawler	Alliant Energy (Interstate Power and Light Company)	Electric	5%

Ledyard	Alliant Energy (Interstate Power and Light Company)	Electric	5%
Ledyard	Alliant Energy (Interstate Power and Light Company)	Natural Gas	5%
Lewis	MidAmerican Energy	Electric	4%
Libertyville	Alliant Energy (Interstate Power and Light Company)	Electric	1%
Libertyville	Alliant Energy (Interstate Power and Light Company)	Natural Gas	1%
Lincoln	Alliant Energy (Interstate Power and Light Company)	Electric	1%
Logan	MidAmerican Energy	Electric	5% re
Logan	MidAmerican Energy	Natural Gas	5% re
Lohrville	MidAmerican Energy	Electric	3%
Lohrville	MidAmerican Energy	Natural Gas	3%
Lone Rock	Alliant Energy (Interstate Power and Light Company)	Electric	3%
Lone Rock	MidAmerican Energy	Natural Gas	3%
Lorimor	Alliant Energy (Interstate Power and Light Company)	Natural Gas	5%
Low Moor	Alliant Energy (Interstate Power and Light Company)	Electric	1%
Low Moor	Alliant Energy (Interstate Power and Light Company)	Natural Gas	1%
Luana	Alliant Energy (Interstate Power and Light Company)	Electric	1%
Luana	Black Hills Energy	Natural Gas	1%
Luxemburg	Alliant Energy (Interstate Power and Light Company)	Electric	1%
Lytton	MidAmerican Energy	Electric	5%
Lytton	MidAmerican Energy	Natural Gas	5%
Madrid	Alliant Energy (Interstate Power and Light Company)	Electric	1%
Madrid	Black Hills Energy	Natural Gas	1%
Malcom	Alliant Energy (Interstate Power and Light Company)	Electric	2%
Malcom	Alliant Energy (Interstate Power and Light Company)	Natural Gas	2%
Mallard	Alliant Energy (Interstate Power and Light Company)	Electric	1%
Malvern	MidAmerican Energy	Electric	3%
Malvern	MidAmerican Energy	Natural Gas	3%
Manchester	Alliant Energy (Interstate Power and Light Company)	Electric	3%
Manchester	Black Hills Energy	Natural Gas	3%
Maquoketa	Alliant Energy (Interstate Power and Light Company)	Electric	5%
Maquoketa	Black Hills Energy	Natural Gas	5%
Marathon	Alliant Energy (Interstate Power and Light Company)	Natural Gas	5%

Marengo	Alliant Energy (Interstate Power and Light Company)	Electric	4%
Marengo	Alliant Energy (Interstate Power and Light Company)	Natural Gas	4%
Marion	Alliant Energy (Interstate Power and Light Company)	Electric	5%
Marion	MidAmerican Energy	Natural Gas	5%
Martelle	Black Hills Energy	Natural Gas	5%
Massena	Alliant Energy (Interstate Power and Light Company)	Electric	2%
Massena	Black Hills Energy	Natural Gas	2%
Maxwell	Alliant Energy (Interstate Power and Light Company)	Electric	2%
Maxwell	Alliant Energy (Interstate Power and Light Company)	Natural Gas	2%
Melbourne	Alliant Energy (Interstate Power and Light Company)	Electric	1%
Melbourne	Alliant Energy (Interstate Power and Light Company)	Natural Gas	1%
Melcher-Dallas	MidAmerican Energy	Electric	4%
Melcher-Dallas	MidAmerican Energy	Natural Gas	4%
Melvin	Alliant Energy (Interstate Power and Light Company)	Electric	5%
Millersburg	Alliant Energy (Interstate Power and Light Company)	Electric	1%
Milton	Alliant Energy (Interstate Power and Light Company)	Electric	1%
Minburn	MidAmerican Energy	Electric	1%
Minburn	MidAmerican Energy	Natural Gas	1%
Missouri Valley	MidAmerican Energy	Electric	5%
Missouri Valley	MidAmerican Energy	Natural Gas	5%
Mitchellville	MidAmerican Energy	Electric	3%
Mitchellville	MidAmerican Energy	Natural Gas	3%
Monticello	Alliant Energy (Interstate Power and Light Company)	Electric	3%
Monticello	Black Hills Energy	Natural Gas	3%
Moravia	Alliant Energy (Interstate Power and Light Company)	Electric	1%
Moravia	Alliant Energy (Interstate Power and Light Company)	Natural Gas	1%
Moulton	Alliant Energy (Interstate Power and Light Company)	Electric	1%
Mount Vernon	Alliant Energy (Interstate Power and Light Company)	Electric	5%
Mount Vernon	Alliant Energy (Interstate Power and Light Company)	Natural Gas	5%
Murray	Alliant Energy (Interstate Power and Light Company)	Electric	5%
Muscatine	Alliant Energy (Interstate Power and Light Company)	Natural Gas	5%
Mystic	Alliant Energy (Interstate Power and Light Company)	Electric	1%

Nashua	MidAmerican Energy	Electric	5%
Nashua	MidAmerican Energy	Natural Gas	5%
New Hartford	MidAmerican Energy	Electric	5%
New Hartford	MidAmerican Energy	Natural Gas	5%
New Providence	Alliant Energy (Interstate Power and Light Company)	Electric	1.5%
New Providence	Alliant Energy (Interstate Power and Light Company)	Natural Gas	1.5%
New Vienna	Alliant Energy (Interstate Power and Light Company)	Electric	1%
New Virginia	Alliant Energy (Interstate Power and Light Company)	Electric	3%
New Virginia	Alliant Energy (Interstate Power and Light Company)	Natural Gas	3%
North Liberty	Alliant Energy (Interstate Power and Light Company)	Electric	2%
North Liberty	Alliant Energy (Interstate Power and Light Company)	Electric	3%
North Liberty	MidAmerican Energy	Natural Gas	3%
North Washington	Alliant Energy (Interstate Power and Light Company)	Electric	5%
Norwalk	MidAmerican Energy	Electric	1%
Norwalk	MidAmerican Energy	Natural Gas	1%
Norway	Alliant Energy (Interstate Power and Light Company)	Electric	3%
Norway	Alliant Energy (Interstate Power and Light Company)	Natural Gas	3%
Numa	Alliant Energy (Interstate Power and Light Company)	Electric	1%
Oakland	MidAmerican Energy	Electric	2%
Ocheyedan	Alliant Energy (Interstate Power and Light Company)	Electric	1%
Oelwein	Alliant Energy (Interstate Power and Light Company)	Electric	5%
Oelwein	Alliant Energy (Interstate Power and Light Company)	Natural Gas	5%
Ogden	Black Hills Energy	Natural Gas	1%
Onslow	Alliant Energy (Interstate Power and Light Company)	Electric	2%
Osceola	Alliant Energy (Interstate Power and Light Company)	Electric	2%
Osceola	Alliant Energy (Interstate Power and Light Company)	Natural Gas	2%
Oskaloosa	MidAmerican Energy	Electric	5%
Oskaloosa	MidAmerican Energy	Natural Gas	5%
Ossian	Alliant Energy (Interstate Power and Light Company)	Electric	2%
Ossian	Black Hills Energy	Natural Gas	2%
Ottumwa	Alliant Energy (Interstate Power and Light Company)	Electric	3%
Ottumwa	MidAmerican Energy	Natural Gas	3%

Oxford	Alliant Energy (Interstate Power and Light Company)	Electric	1%
Palmer	MidAmerican Energy	Electric	1%
Parnell	Alliant Energy (Interstate Power and Light Company)	Electric	2%
Parnell	Alliant Energy (Interstate Power and Light Company)	Natural Gas	2%
Paullina	Black Hills Energy	Natural Gas	1%
Peosta	Alliant Energy (Interstate Power and Light Company)	Electric	3%
Peosta	Black Hills Energy	Natural Gas	3%
Perry	Alliant Energy (Interstate Power and Light Company)	Electric	4%
Perry	MidAmerican Energy	Natural Gas	4%
Plano	Alliant Energy (Interstate Power and Light Company)	Electric	1%
Pleasant Hill	MidAmerican Energy	Electric	5%
Pleasant Hill	MidAmerican Energy	Natural Gas	5%
Pleasant Plain	Alliant Energy (Interstate Power and Light Company)	Electric	1%
Plover	Alliant Energy (Interstate Power and Light Company)	Electric	2%
Polk City	MidAmerican Energy	Electric	1%
Polk City	MidAmerican Energy	Natural Gas	1%
Prairie City	MidAmerican Energy	Electric	1%
Prairie City	MidAmerican Energy	Natural Gas	1%
Prairieburg	Alliant Energy (Interstate Power and Light Company)	Electric	1%
Rake	Alliant Energy (Interstate Power and Light Company)	Electric	2%
Red Oak	MidAmerican Energy	Electric	5%
Red Oak	MidAmerican Energy	Natural Gas	5%
Rembrandt	Alliant Energy (Interstate Power and Light Company)	Electric	2%
Rembrandt	Alliant Energy (Interstate Power and Light Company)	Natural Gas	2%
Rock Valley	MidAmerican Energy	Electric	5%
Rock Valley	MidAmerican Energy	Natural Gas	5%
Rolfe	Alliant Energy (Interstate Power and Light Company)	Electric	1%
Rossie	Alliant Energy (Interstate Power and Light Company)	Electric	1%
Royal	Alliant Energy (Interstate Power and Light Company)	Electric	2%
Russell	Alliant Energy (Interstate Power and Light Company)	Electric	2%
Ryan	Alliant Energy (Interstate Power and Light Company)	Electric	5%
Ryan	Alliant Energy (Interstate Power and Light Company)	Natural Gas	5%

Searsboro	Alliant Energy (Interstate Power and Light Company)	Electric	1%
Sergeant Bluff	MidAmerican Energy	Electric	5% re
Sergeant Bluff	MidAmerican Energy	Natural Gas	5% re
Sharpsburg	Alliant Energy (Interstate Power and Light Company)	Electric	1%
Sibley	Alliant Energy (Interstate Power and Light Company)	Natural Gas	3%
Sidney	Black Hills Energy	Natural Gas	4%
Sidney	MidAmerican Energy	Electric	5%
Sigourney	Alliant Energy (Interstate Power and Light Company)	Electric	2%
Sigourney	Alliant Energy (Interstate Power and Light Company)	Natural Gas	2%
Sioux City	MidAmerican Energy	Electric	5%
Sioux City	MidAmerican Energy	Natural Gas	5%
Sioux Rapids	Alliant Energy (Interstate Power and Light Company)	Electric	5%
Sioux Rapids	Alliant Energy (Interstate Power and Light Company)	Natural Gas	5%
Slater	Alliant Energy (Interstate Power and Light Company)	Electric	1%
Slater	Alliant Energy (Interstate Power and Light Company)	Natural Gas	1%
Somers	MidAmerican Energy	Electric	5%
Spirit Lake	Alliant Energy (Interstate Power and Light Company)	Electric	3%
Springville	Alliant Energy (Interstate Power and Light Company)	Electric	1%
Springville	Black Hills Energy	Natural Gas	1%
St. Lucas	Alliant Energy (Interstate Power and Light Company)	Electric	1%
Stacyville	Alliant Energy (Interstate Power and Light Company)	Electric	5%
Stacyville	Alliant Energy (Interstate Power and Light Company)	Natural Gas	5%
Steamboat Rock	Alliant Energy (Interstate Power and Light Company)	Electric	1%
Steamboat Rock	Alliant Energy (Interstate Power and Light Company)	Natural Gas	1%
Storm Lake	Alliant Energy (Interstate Power and Light Company)	Natural Gas	5%
Storm Lake	MidAmerican Energy	Electric	5%
Story City	Black Hills Energy	Natural Gas	1%
Strawberry Point	Black Hills Energy	Natural Gas	2%
Stuart	MidAmerican Energy	Natural Gas	5%
Superior	Alliant Energy (Interstate Power and Light Company)	Electric	3%
Superior	Black Hills Energy	Natural Gas	3%
Sutherland	MidAmerican Energy	Electric	3%

Sutherland	MidAmerican Energy	Natural Gas	3%
Swea City	Alliant Energy (Interstate Power and Light Company)	Electric	5%
Swea City	Alliant Energy (Interstate Power and Light Company)	Natural Gas	5%
Tabor	Black Hills Energy	Natural Gas	5%
Tabor	MidAmerican Energy	Electric	5%
Tama	Alliant Energy (Interstate Power and Light Company)	Electric	1%
Tama	Alliant Energy (Interstate Power and Light Company)	Natural Gas	1%
Terril	Alliant Energy (Interstate Power and Light Company)	Electric	1%
Thornburg	Alliant Energy (Interstate Power and Light Company)	Electric	1%
Thurman	MidAmerican Energy	Electric	2%
Titonka	Alliant Energy (Interstate Power and Light Company)	Electric	5%
Toledo	Alliant Energy (Interstate Power and Light Company)	Electric	1%
Toledo	Alliant Energy (Interstate Power and Light Company)	Natural Gas	1%
Treynor	MidAmerican Energy	Electric	4%
Treynor	MidAmerican Energy	Natural Gas	4%
Tripoli	Alliant Energy (Interstate Power and Light Company)	Electric	1%
Udell	Alliant Energy (Interstate Power and Light Company)	Electric	1%
Unionville	Alliant Energy (Interstate Power and Light Company)	Electric	1%
Van Meter	MidAmerican Energy	Electric	5%
Van Meter	MidAmerican Energy	Natural Gas	5%
Victor	Alliant Energy (Interstate Power and Light Company)	Electric	1%
Victor	Alliant Energy (Interstate Power and Light Company)	Natural Gas	1%
Vinton	Alliant Energy (Interstate Power and Light Company)	Natural Gas	1%
Wahpeton	Alliant Energy (Interstate Power and Light Company)	Electric	2%
Walker	Alliant Energy (Interstate Power and Light Company)	Electric	1%
Walker	Alliant Energy (Interstate Power and Light Company)	Natural Gas	1%
Walnut	MidAmerican Energy	Electric	5%
Walnut	MidAmerican Energy	Natural Gas	5%
Waterloo	MidAmerican Energy	Electric	4%
Waterloo	MidAmerican Energy	Natural Gas	4%
Waukon	Alliant Energy (Interstate Power and Light Company)	Electric	3%
Waukon	Black Hills Energy	Natural Gas	3%

Webb	Alliant Energy (Interstate Power and Light Company)	Electric	5%
Wellsburg	Alliant Energy (Interstate Power and Light Company)	Electric	3%
Wellsburg	Alliant Energy (Interstate Power and Light Company)	Natural Gas	3%
Wesley	Alliant Energy (Interstate Power and Light Company)	Electric	1%
Wesley	MidAmerican Energy	Natural Gas	1%
West Branch	Alliant Energy (Interstate Power and Light Company)	Electric	1%
West Branch	Alliant Energy (Interstate Power and Light Company)	Natural Gas	1%
West Burlington	Alliant Energy (Interstate Power and Light Company)	Electric	3%
West Burlington	Alliant Energy (Interstate Power and Light Company)	Natural Gas	3%
West Des Moines	MidAmerican Energy	Electric	1%
West Des Moines	MidAmerican Energy	Natural Gas	1%
West Okoboji	Alliant Energy (Interstate Power and Light Company)	Electric	1%
West Okoboji	Black Hills Energy	Natural Gas	1%
West Union	Alliant Energy (Interstate Power and Light Company)	Electric	1%
West Union	Black Hills Energy	Natural Gas	1%
Westgate	Alliant Energy (Interstate Power and Light Company)	Electric	5%
Westphalia	MidAmerican Energy	Electric	2%
What Cheer	Alliant Energy (Interstate Power and Light Company)	Electric	1%
What Cheer	Alliant Energy (Interstate Power and Light Company)	Natural Gas	1%
Whitten	Alliant Energy (Interstate Power and Light Company)	Electric	2%
Whitten	Alliant Energy (Interstate Power and Light Company)	Natural Gas	2%
Williamsburg	Alliant Energy (Interstate Power and Light Company)	Electric	1%
Williamsburg	Alliant Energy (Interstate Power and Light Company)	Natural Gas	1%
Williamson	Alliant Energy (Interstate Power and Light Company)	Electric	1%
Williamson	Alliant Energy (Interstate Power and Light Company)	Natural Gas	1%
Windsor Heights	MidAmerican Energy	Electric	5% re
Windsor Heights	MidAmerican Energy	Natural Gas	5% re

CITY OF LISBON, IOWA

RESOLUTION NO. 18-2026

A RESOLUTION APPROVING TRANSFER OF FUNDS

WHEREAS, money is to be transferred for bond payments:

From	To	Amount
Water (600)		\$ 30,795.00
Sewer (610)		\$ 5,215.00
TIF (125)		\$ 110,058.75
Debt Service (200)		\$ 261,311.25
	(210) \$5,250,000 Bond	\$ 407,380.00
Water (600)	(601) Water Sinking Fund	\$33,240.00
Sewer Sinking Fund (611)	(610) Sewer Fund	\$74,000.00

On the 11th day of May 2026, at a regular meeting of the Lisbon City Council, Lisbon, Iowa, Councilperson _____ introduced RESOLUTION #18-2026 and made a motion for approval. The motion was seconded by Councilperson _____.

Roll Call Vote	Absent	Aye	Nay	Abstain
John Bardsley				
Rick Scott				
Rawley Alger				
Kevin Steele				
Nate Smith				

Motion carried _____.

Doug O'Connor, Mayor

ATTEST:

Christina Eicher, City Clerk